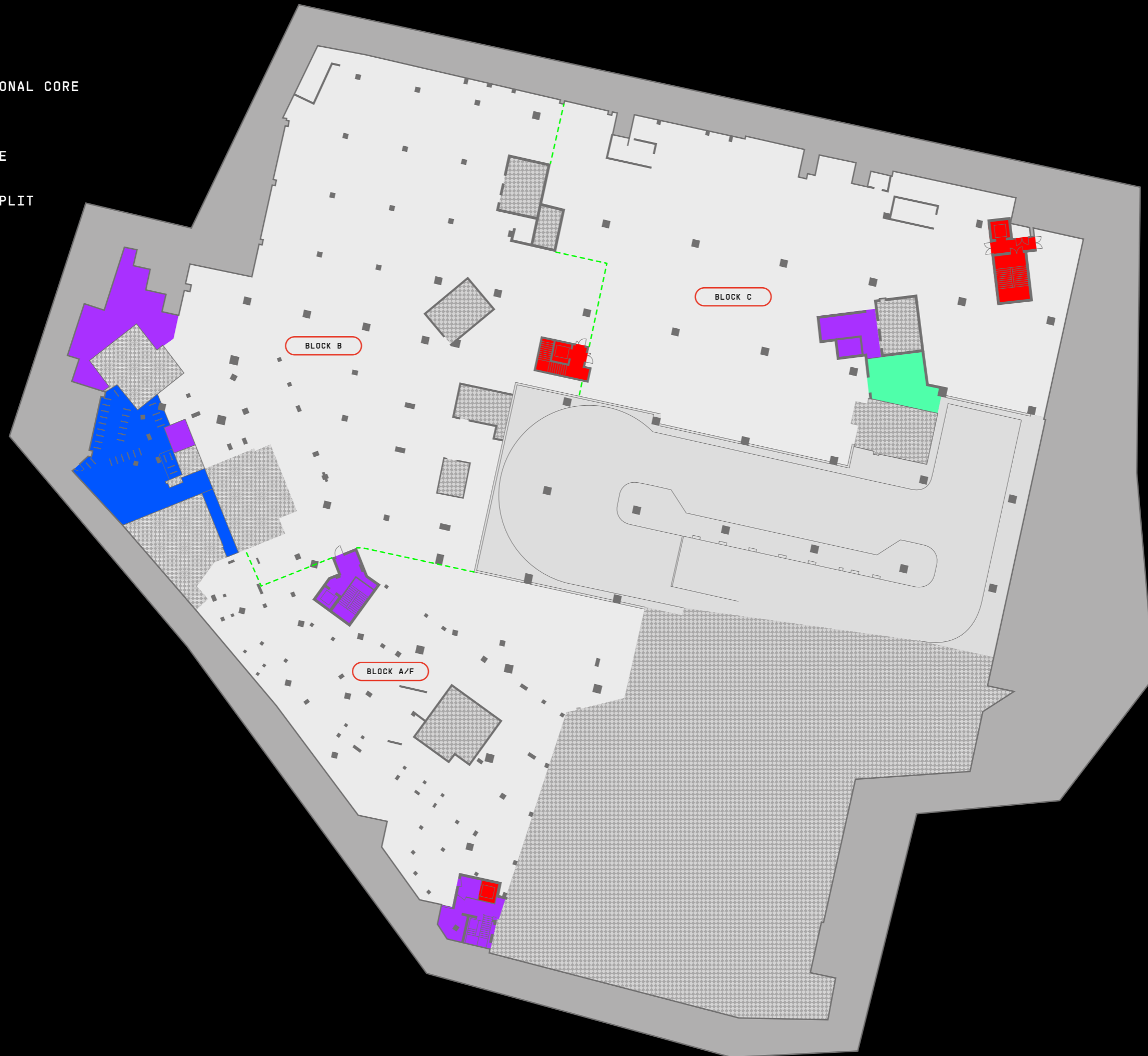











BASEMENT LEVEL -1

- SITE DEMISE
- COMMERICAL CORE
- POTENTIAL ADDITIONAL CORE
- BOH / WC / PLANT
- BIKE STORE
- OUTSIDE OF DEMISE
- RAMP
- POTENTIAL UNIT SPLIT



BLOCK A/F	17,060SQFT
BLOCK B	21,745SQFT
BLOCK C	11,520SQFT
TOTAL	50,325SQFT

GROUND LEVEL 0

-  SITE DEMISE
-  VENTILATION / FIRE EXTRACT
-  COMMERCIAL CORE
-  POTENTIAL ADDITIONAL CORE
-  LANDSCAPING
-  OUTSIDE OF DEMISE
-  RAMP
-  POTENTIAL UNIT SPLIT
-  ENTRANCE



BLOCK A/F	10,387SQFT
BLOCK B	9,472SQFT
BLOCK C	4,090SQFT
TOTAL	23,949SQFT

FIRST LEVEL 01

- SITE DEMISE
- COMMERICAL CORE
- POTENTIAL ADDITIONAL CORE
- OUTSIDE OF DEMISE



BLOCK A/F	13,885SQFT
TOTAL	13,885SQFT